



All images used in accordance with Creative Commons.

Rural Poverty in the U.S.

Introduction

Hello students!

For your next project you will be creating a presentation about rural poverty in the United States. Before doing this, you and a partner will research which areas of the country have profound rural poverty and why. You will then choose one state to focus on, and research how rural poverty is affecting that state.

Poverty can be seen on every corner of the globe, including here in the United States. Especially in rural areas, the issue of poverty tends to get overlooked because of seclusion, lack of resources, and lower populations. It is your job to shed some light on this important issue facing America today.



Contents

Task	p. 2
Process	p. 3
Resources	p. 4
Evaluation	p. 6
Conclusion	p. 8

Task

Your task will be to create a presentation about rural poverty in the United States. You will be assigned a partner and the two of you will research the following:

-what areas of the country have profound rural poverty

-why those areas have rural poverty

-how rural poverty is affecting a specific state

Rural poverty occurs in almost every state, so every group in the class is expected to present over a different one. Keep a look out for states with especially high or low rural poverty statistics. Some states are better than others, so if you choose a state with low rural poverty levels, explain why that is the case. You may use PowerPoint or Prezi for your presentation.



Process



In order to complete your task, you will need to follow a series of steps.

Collaborative Process:

- 1.) You will be assigned a partner.
- 2.) You and your partner will research which areas of the U.S. have profound rural poverty and why.
- 3.) You will then choose one state and research how rural poverty affects it.
- 4.) Your research should answer the following questions:
 - Does the state have high or low rural poverty rates?
 - Why is there or is there not significant rural poverty?
 - If high rural poverty exists, what efforts have been taken to improve the rural poverty situation? (if any)
- 5.) Be sure to cite your sources.
- 6.) Based off of your research, you and your partner will create a 3-5 minute presentation using PowerPoint or Prezi about rural poverty in both the U.S. as a whole and your chosen state.
- 7.) You and your partner will present to the class.

Resources

Below are some resources to help you get started on your research. You are not limited to these resources. In fact, you are encouraged to find your own, as long as they are credible sources.

WEBSITES

<http://www.ers.usda.gov/topics/rural-economy-population/rural-poverty-well-being/geography-of-poverty.aspx#.UrI8BOAbZUQ>

http://www.ruralhome.org/storage/research_notes/rmn_poverty.pdf

http://www.spotlightonpoverty.org/rural_poverty.aspx

<http://www.dailyyonder.com/recession-hikes-poverty-rates-rural-america/2011/12/17/3648>

YOUTUBE VIDEOS

“Rural Poverty in the United States”

<https://www.youtube.com/watch?v=H8RIFtrXMAk>

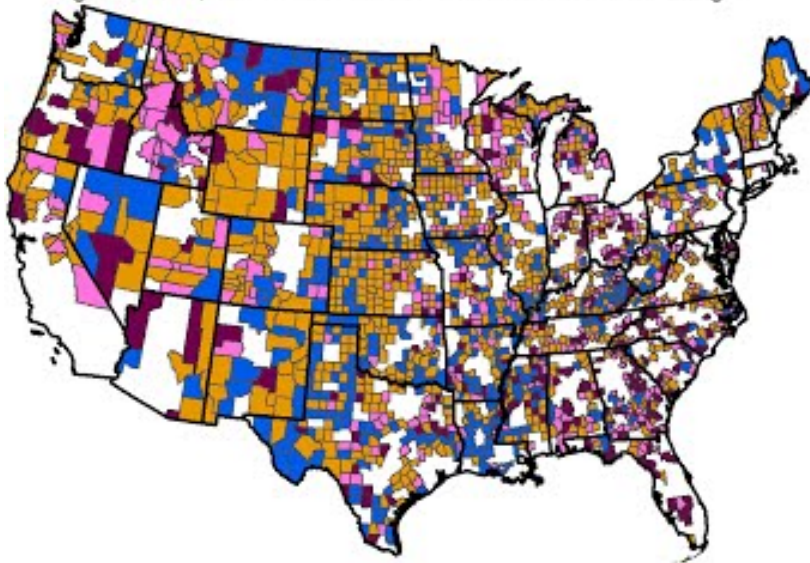
“Vilsack: Rural Poverty Rate Still High; Farm Bill Could Help”

<https://www.youtube.com/watch?v=P7s8TKV4ROo>

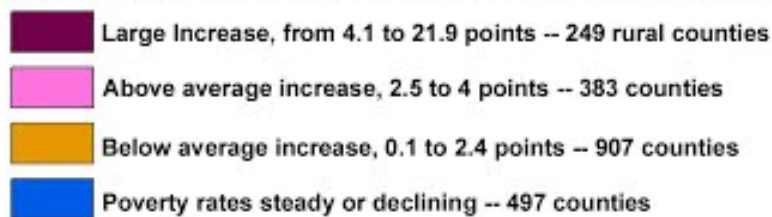
Changes in Rural Poverty 2007 to 2010

Most rural counties saw increases in poverty rates since the recession began in 2007, but increases were less than the national average

www.dailyyonder.com



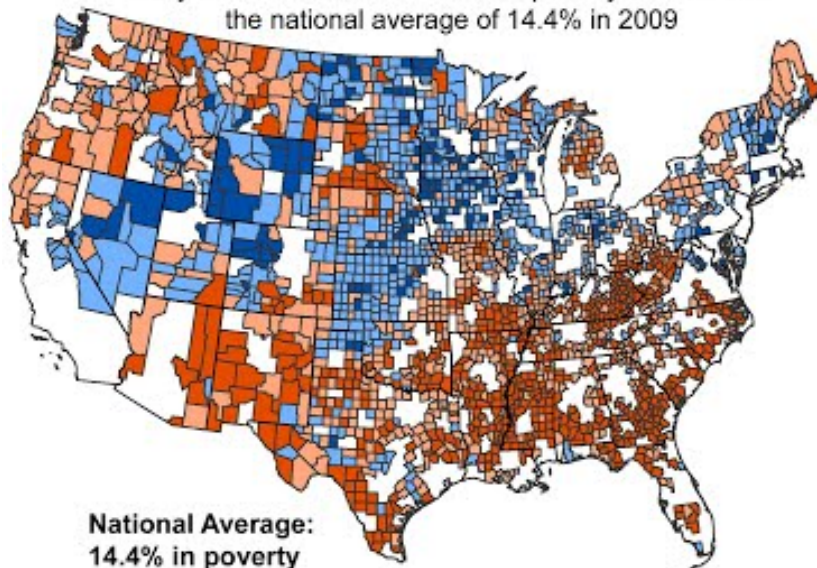
The U.S. poverty rate rose 2.4 points from '07 to '10, from 12.9% to 15.3%



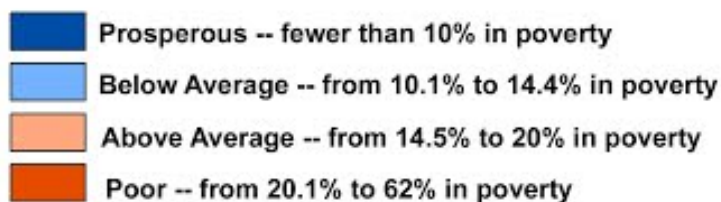
Poverty in Rural America: 2009

Only a third of rural counties had poverty rates below the national average of 14.4% in 2009

irjci.blogspot.com



National Average:
14.4% in poverty



Evaluation

<u>Category</u>	<u>Excellent</u>	<u>Good</u>	<u>Sufficient</u>	<u>Requires Work</u>
Presentation-National Rural Poverty	The presentation includes excellent information about areas in the U.S. that have profound rural poverty and why. (10 points)	The presentation includes good information about areas in the U.S. that have profound rural poverty and why, but may be overly general. (8-9 points)	The presentation includes sufficient information about areas in the U.S. that have profound rural poverty and why, but may be overly general or missing some information. (7-6 points)	The presentation requires work. Information about areas in the U.S. that have profound rural poverty and why is incomplete. (<6 points)
Presentation-Specific State Poverty	The presentation includes excellent information on high or low rural poverty rates in students' chosen state, why there is or is not significant rural poverty, and any efforts that have been taken to improve the rural poverty situation. (20 points)	The presentation includes good information on high or low rural poverty rates in students' chosen state, why there is or is not significant rural poverty, and any efforts that have been taken to improve the rural poverty situation. (19-15 points)	The presentation includes an overall picture of high or low rural poverty rates in students' chosen state, why there is or is not significant rural poverty, and any efforts that have been taken to improve the rural poverty situation. (14-10 points)	The presentation requires work. Information on high or low rural poverty rates in students' chosen state, why there is or is not significant rural poverty, and any efforts that have been taken to improve the rural poverty situation is incomplete. (<10 points)
Effectiveness	The presentation is worded in an articulate manner, with accompanying PowerPoint/Prezi slides. Slides are well-organized and pleasing to the eye, with a picture or graphic on each. Includes a works cited. (10 points)	The presentation is worded in an appropriate manner, with accompanying PowerPoint/Prezi slides. Slides are average, with some more organized and pleasing than others. Most slides include a picture or graphic. Includes a works cited. (9-8 points)	The presentation wording needs work, but portrays the overall message. Most slides accompany the presentation, but are not organized or creative. Only a few slides have pictures or graphics. The works cited is incomplete. (7-6 points)	The presentation requires work. The wording is unacceptable and has little or no accompanying PowerPoint/Prezi slides. Slides that are provided are incomplete or incorrect. Does not include a works cited. (<6 points)

Collaboration/ Participation	Both group members participate in the presentation and share the responsibilities of creating and presenting slides equally. (10 points)	Both group members participate in the presentation, but one presents over more slides than the other. (9-8 points)	One group member takes significant charge in the presentation and presents over the majority of the slides. (7-6 points)	Needs work. One group member creates the entire presentation and presents alone, while the other shows no participation. (<6 points)
Accuracy	Presentation information is entirely accurate with appropriate citations as proof. (10 points)	Presentation information is accurate with appropriate citations used for most of the information. (9-8 points)	Most of the presentation information is accurate, with citations used to support only a few pieces of information. (7-6 points)	Accuracy needs work. Aspects of the presentation are not accurate and little to no citations are used. (<6 points)

TOTAL: 60 Points

Conclusion

You've learned a great deal about rural poverty in the United States up to this point. You've researched which areas of the country have profound rural poverty and why, as well as the poverty rates in a specific state, how rural poverty affects that state, and any efforts that have been taken to improve the rural poverty situation. You've become expert researchers and learned how to apply that knowledge into a project of your own. Through your research, you have created a presentation about rural poverty in the United States.

Here are some additional questions to consider:

- Your final product: While researching, how did you decide whether a website was a reputable source or not?
- The overall process: During the process, from researching to creating your presentation, what was the most challenging part of this project? How did you work through this challenge? What part of your project are you particularly proud of? In the future, how could you work to make this process a more productive experience?

Thank you for all of your hard work!



By Mollie Ullestad, Geographic Alliance of Iowa